

# E U R U S

Names of Components  
Dental Unit & Chair : EURUS  
Dental Unit : EURUS UNIT  
Dental Chair : EURUS CONTOUR CHAIR /  
EURUS FOLDING LEGREST CHAIR  
Dental Light : EURUS LIGHT

## **E U R U S**

Named after the East Wind, which brought blessed rain to grain fields in ancient mythology, Eurus embodies our belief of bringing highly reliable Japan-quality products to dentists in the world.





## Smooth and Relax

### Chair

The hydraulic mechanism ensures smooth and quiet movement of the joints and provides a comfortable feeling for patients. The new twin-axis headrest system, capable of making a wide range of adjustments, can be fine-tuned in increments of 7.5 degrees, accommodating patients from children to adults. The height of the headrest can be adjusted with ease, requiring only half the force needed in previous models, more comfortable for dentist/dental assistant when adjusting the chair to the patient's comfort (patent pending).

Contour: Low starting height; 200 kg load capacity for the basic style model  
 Folding Legrest: Easy mounting and dismounting for children, elderly patients, and patients using a wheelchair; easy for dentist/dental assistant to examine the patient's dentition from the 6 o'clock position; and suited for orthodontic therapy.



#### Rotating armrest

The armrests are designed with a length and shape that makes it easy for patients to hold and the side-rotating mechanism helps elderly patients mount and dismount the chair with ease.



#### Chair stick switch

The dental chair can be entirely manipulated in a hands-free, hygienic and intuitive manner using only the operator's foot (patent pending).



#### Power headrest **Option**

The full 120 mm stroke and the neck angle can be easily adjusted without imposing excessive stress on the patient. The motorized headrest can be manipulated with the foot switches, allowing hygienic hands-free operation. Since the stick switches at the operator's feet allow hands-free adjustment of the headrest's angle and height, allowing the entire operation to be very hygienic.



## Low to High

### Arm holder

The table's vertical range of motion is 525-1,505 mm for the contour type and 715-1,275 mm for the pedestal type. The table is held by a flexible arm, which can be moved with a force 50% lighter than the previous models.



### Handle suited for touch-panel operation

The handle is designed not only for an easy grab-and-move motion, but also for providing a resting position for the hand to reduce stress and ensure reliable touch-panel operation.



### Holder's position

The holder, designed to be independent from the table, can be freely adjusted with a three-axis adjustment mechanism for the position best suited for each dentist.



\*The installation image for left-handed specification.



## Feel Light, Less Fatigue

With rods of *900 mm in length*, the delivery system makes it easy for the dentist/dental assistant to treat patients from the 8 o'clock direction. The hoses are light and flexible so that they reduce the burden on the wrists of dentist/dental assistant administering treatment over many hours.

### Long reach

The long reach of 900 mm allows the dentist/dental assistant to treat patients easily from the chest position as well as from the dental chair's side position, thereby making it adaptable to various treatment styles.

### Flexible holder

The guide roller at the end of the rod is capable of swiveling left and right, guiding the handpiece hose with less friction for a comfortable treatment posture even when the dentist/dental assistant is positioned away from it.

### Tension adjustment

Tension can be adjusted to change each handpiece's weight to reduce the burden on the dentist's hand over the range of zero to full extension (patent pending).





## Release from weight

### Place holder

The dentist/dental assistant can pick up a handpiece and start treating patients right away without the need to re-hold the handpiece. Since the roller guide holds the weight of the hose, the dentist/dental assistant is freed from burden from the shoulder to the hand. They don't need to look back at the placeholder when returning the handpiece.

### Hose guide

The smooth rolling motion of the roller frees the dentist/dental assistant from the weight of the hose when he/she is drawing out a handpiece. This design helps him/her to administer treatment over a long period without feeling too much strain.





## Fit your position

### Assistant holder

The wide tray of the assistant holder is designed so that the assistant has enough workspace with improved work efficiency. The dental chair and the cupfiller can also be operated from the assistant side. The assistant holder can accommodate a maximum of four handpieces.



### Safety switch system

The safety switch detects an overload on the assistant arm and prevents interference with objects, such as stools, ensuring a high level of safety.



### Ratchet type **Option**

As an option, the assistant arm comes with a 170mm-stroke height adjusting mechanism, so that the dentist/dental assistant can reach the handpieces with ease even during two-hand treatment.



## Provide Quality

### Cuspidor

The space inside has been expanded for a large-capacity cuspidor. With the water clean system and the separator, a high level of hygiene can be maintained.



### Indicator

As an option, the chair unit comes with a safety indicator that shows the lock-statuses of the dental chair and handpieces in an easy-to-see manner, helping the dentist/dental assistant intuitively know the condition of the unit.

### Vacuum system **Option**

As an option, the chair unit comes with a vacuum system whose suction has been increased by 185%, providing quick and reliable suction. The system can be adapted for twin vacuums, which should prove useful for surgical procedures.

\*Comparison of our conventional products under our conditions.





## Touch your style

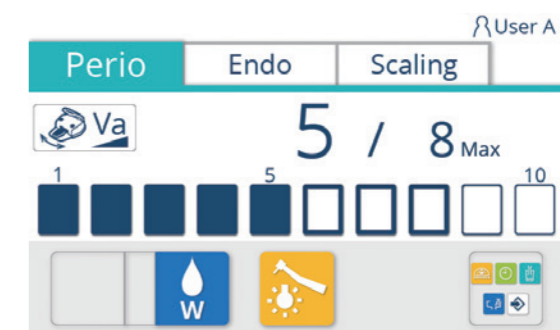
### Interface

The interface has been designed to improve efficiency and reduce stress during treatment. When a handpiece is chosen and picked up, the screen displays only necessary information, helping the dentist concentrate on the treatment.



### Motor

The setting screen for handpiece motors capable of storing four different settings allows intuitive operation. Rpm, torque and rotational direction can be chosen with one touch of the screen.



### Scaler

From the handpiece setting screen, the treatment modes (periodontal, root canal and scaling) can be chosen with one touch of the screen.

# Compact Space

## Workspace

The compactly designed chair unit can be installed in a space as narrow as 1,8m across for full use of its capabilities, allowing enough workspace for both two-hand and four-hand treatment. The over-arm is fitted for treatment in both standing and sitting positions. The dentist/dental assistant can efficiently administer treatment from various orientations from the 8 o'clock to 2 o'clock directions.



**Two-hand**  
The long reach and light movement of the arm facilitate two-hand treatment to be administered without stress.



**Four-hand**  
In four-hand position, the large tabletop provides a common space for the dentist and the assistant, facilitating smooth treatment.





## Brightly & Gently

### Lighting fixture

The next-generation LED lighting fixture (conforming to ISO9680), capable of giving off light with variable intensity from 3,000 to 28,000 luxes, reproduces natural light with a high functional color rendering capacity. With the touchless sensor, the light can be turned on and off and the composite mode can be adjusted.



### Flexible lighting

The Belmont spring arm allows the light to be moved around and stay exactly where it is desired so that the dentist/dental assistant can start treatment without delay. The arm covers a wide area, including the maxillary and mandibular areas of the patient, for sufficient illumination.



### Sideways operation

A new slide foot controller allows fine adjustment by sideways position and step-on action. The maximum rpm can be set for the handpiece in a quick and intuitive manner.

## Precise Control

### Foot controller

The foot controller is compact and highly functional, allowing the dental water jet or chip-blow from the handpiece to be turned ON and OFF without using the hands. As an option, the controller is available with wireless technology.

\*The wire for wireless foot controller is included.



# Improved cleaning performance

## Stay Clean

The hygienic condition inside the chair unit is maintained by water line flushing, so that patient-friendly treatment can be administered. As an environmentally friendly option, the unit comes with a separator or a separator with an amalgam collector, which helps reduce facilitating everyday maintenance.



**Dismantling of the rod holder**  
The end parts of the rod can easily be dismantled for cleaning.



**Detachable holder**  
The dentist outlets and the assistant outlets can both be detached for cleaning.



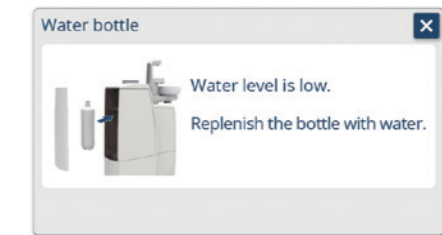
**Detachable light cover**  
The lens cover can be removed with a single lever action for easy cleaning.



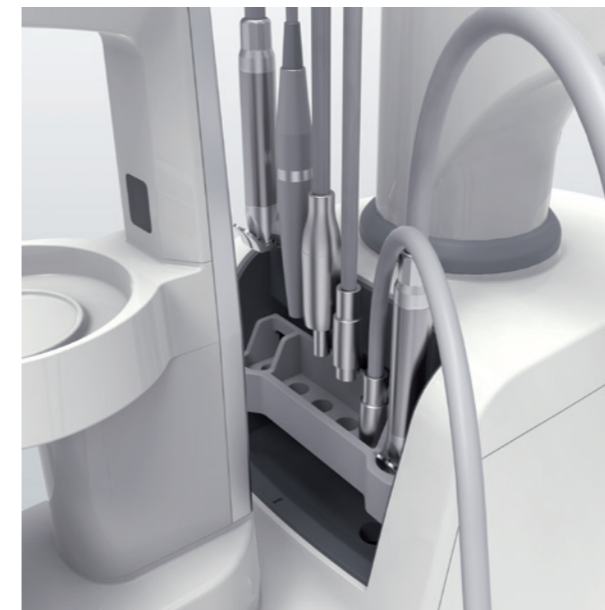
**Detachable bowl**  
The ceramic bowl can easily be detached for cleaning and can therefore always be in a clean condition.




**Water bottle** Option



**Cuspidor**  
The sliding cuspidor cover facilitates daily maintenance.



**Flushing system** Option  
The integrated handpiece flushing system inhibits biofilm build up and bacterial growth in the handpieces hoses.



**Vacuum Line Clean System** Option  
Daily use of the integrated suction cleaning system prevents build-up of debris in the vacuum line and helps to maintain constant suction.

# Comfort

## Stool

The stool goes well with Eurus. The seat and backrest can be adjusted for height and tilt.  
 (The assistant stool has a backrest tilt function only.)

### Meet the needs of various treatment styles

With the bucket-shaped seat and backrest, the stool is fitted for treatment over a long period. With a low starting height, the stool meets the needs of various treatment styles.



# Color variations

## Leather Color

The colors come in four themes: warm, cool, earth and vitamin. Any choices from these leather colors should match the interior appointments of your clinic. The upholstery can be chosen from seamless, seam and luxury type.

### [ Seam & Seamless ]

Warm Color						
	Coral Pink	Light Pink	Beige	Camel	Bordeaux	Black
Cool Color						
	Mint Blue	Indigo Blue	Light Blue	Purple	Light Gray	Gray Teal
Earth Color						
	Rose	Mauve	Forest	Aldo Blue	Ash Gray	Chocolate
Vitamin Color						
	Scarlet Red	Mandarin Orange	Lemon Yellow	Yellow Green	Sky Blue	Blue

### [ Luxury ]

Black	Dark Blue	Maroon	England Green	Orange	Camel
Mustard Yellow	Ivory				

# E U R U S

Choices can be made from a wide range of products

## Variations

With the design concepts of clean, tender, and ergonomic, the Eurus series offers a vast selection of stools, dental chair units and dentist tables, to accommodate the needs of each individual. We pride ourselves on making products that seek ease in administering treatment not only by dentists but also by their assistants and for the comfort of the patients.



### S1

[ Chair ]  
Contour Chair  
[ Unit Mount Type ]  
Chair Mount Over The Patient/  
Chair Mount Cart  
[ Delivery Type ]  
Holder/Place/  
Rod(Over The Patient only)  
[ Light ]  
Unit Mount LED Light  
The left-handed specification is available.



### S3

[ Chair ]  
Contour Chair  
[ Unit Mount Type ]  
Pedestal Over The Patient/  
Pedestal Cart  
[ Delivery Type ]  
Holder/Place/  
Rod(Over The Patient only)Rod  
[ Light ]  
Unit Mount LED Light  
The left-handed specification is available.



### S4

[ Chair ]  
Folding Legrest Chair  
[ Unit Mount Type ]  
Pedestal Over The Patient/  
Pedestal Cart  
[ Delivery Type ]  
Holder/Place/  
Rod (Over The Patient only)  
[ Light ]  
Unit Mount LED Light  
The left-handed specification is available.



\*Please acknowledge that this catalog image may differ from the actual product.